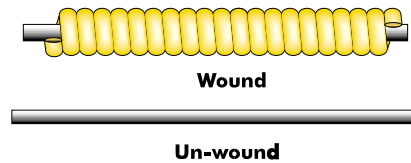
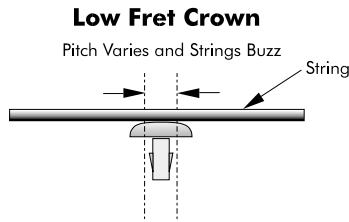
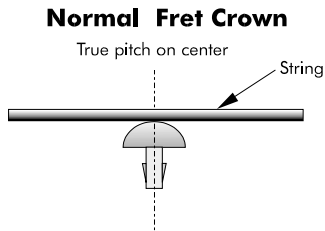


TAYLOR TECH SHEET

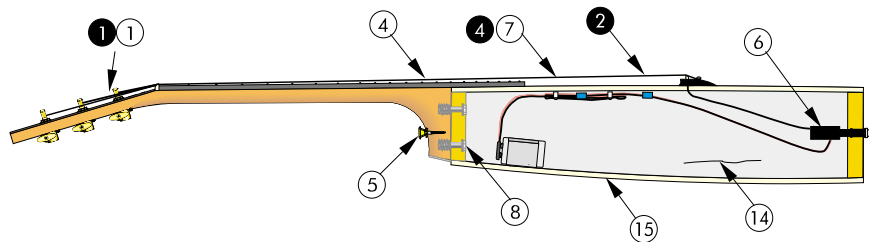
TYPICAL AREAS OF STRING BREAKAGE AND BUZZING

AS PUBLISHED IN WOOD & STEEL



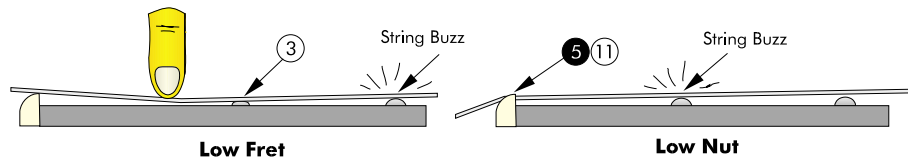
Common Areas of String Breakage

- 1 Tuner (edge of string hole and wrap)
- 2 Picking areas
- 3 Ball end of string
- 4 String kinks, loose windings, corrosion
- 5 Nut slot
- 6 Saddle notch

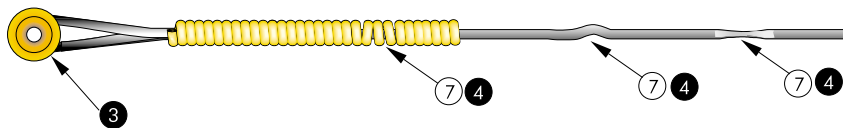
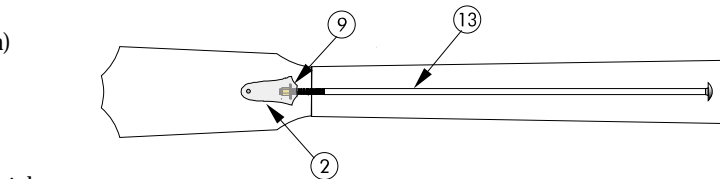
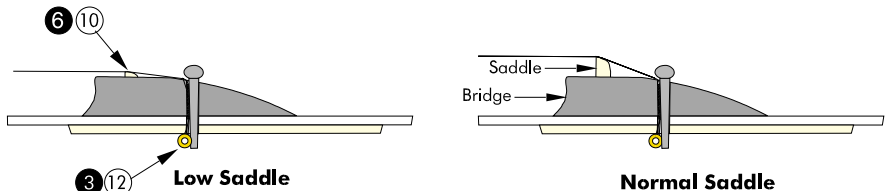


Common Areas of String Buzzing

- 1 Tuner (screws, nut, washers, sleeve)
- 2 Truss rod cover loose
- 3 Worn frets
- 4 Action low
- 5 Strap pins at the heel and tail block
- 6 Pickup (wires, battery, strap jack)
- 7 String (kinks, loose windings, corrosion)



- Less Common Areas of String Buzzing
- 8 Neck bolts & washers
 - 9 Truss rod nut & washer
 - 10 Saddle crown angle, notch and height
 - 11 Nut slot width, angle and height
 - 12 Ball end of string and bridge pin
 - 13 Truss rod (inside the neck)
 - 14 Cracks in the wood or finish
 - 15 Body (joints, bracing, kerfing)



1980 GILLESPIE WAY • EL CAJON, CA 92020-1096 • CUSTOMER SERVICE (619) 258-6957 • FAX (619) 258-3797